


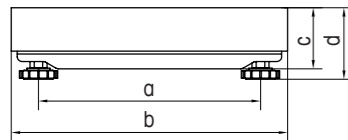
Accessories

| | Order number |
|---|--------------|
| Stand, stainless steel | |
| Heights 120 mm / 4.7" | 72 229 393 |
| Heights 330 mm / 13" | 72 198 702 |
| Heights 660 mm / 26" | 72 198 703 |
| Heights 900 mm / 35.4" | 72 198 704 |
| Cart, stainless steel | |
| PBA428-BC, 500 x 650 mm / 19.7" x 25.6" | 72 225 939 |
| PBA428-CC, 600 x 800 mm / 23.6" x 31.5" | 72 225 940 |

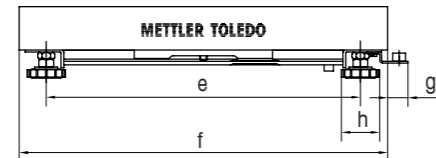


Dimensions

Front view



Side view



| Model – Dimension in mm/" | a | b | c | d | e | f | g | h |
|---------------------------|---------|-------|-------|-------|-------|-------|------|------|
| PBA428-A... | mm 175 | 240 | 59 | 97 | 235 | 300 | 21 | 42 |
| " | " 6,89 | 9,45 | 2,32 | 3,81 | 9,25 | 11,81 | 0,83 | 1,65 |
| PBA428-BB... | mm 235 | 300 | 96 | 122 | 335 | 400 | 18 | 42 |
| " | " 9,25 | 11,81 | 3,78 | 4,8 | 13,18 | 15,7 | 0,7 | 1,65 |
| PBA428-B... | mm 335 | 400 | 108,5 | 134,5 | 435 | 500 | 18 | 42 |
| " | " 13,18 | 15,74 | 4,27 | 5,29 | 17,12 | 19,68 | 0,7 | 1,65 |
| PBA428-BC... | mm 435 | 500 | 115,5 | 137,5 | 586 | 650 | 17 | 42 |
| " | " 17,12 | 19,68 | 4,54 | 5,41 | 23,07 | 25,59 | 0,67 | 1,65 |
| PBA428-CC... | mm 503 | 600 | 118 | 140 | 724 | 800 | 18 | 42 |
| " | " 19,8 | 23,62 | 4,64 | 5,51 | 28,5 | 31,49 | 0,7 | 1,65 |

Weighing Platform



PBA428 Weighing Platform

Full stainless steel construction

Certified to IP68/IP69k

Hygienically designed

5 different sizes

8 weighing capacities

www.mt.com

For more information

Rugged and sophisticated weighing solution
for your heavy wash down applications

Mettler-Toledo AG
CH-8606 Greifensee
Switzerland
Tel. +41 44 944 22 11
Fax +41 44 944 30 60

Subject to technical changes
© 02/2009 Mettler-Toledo AG
Printed in Switzerland
MTSI 72229920

ServiceXXL
Tailored Services



METTLER TOLEDO

For harsh applications in hygienically sensitive environments

The PBA428 fully stainless steel series of scale platforms provide a flexible, rugged and durable solution for a wide range of weighing tasks in heavy wash down* environments.

This platform is, due to its hygienic design, a suitable solution in any food manufacturing or chemical processing environment with a need for uncompromising cleanliness.

The PBA428 platform is compatible with all analog METTLER TOLEDO terminals.

* Heavy Wash Down: Regular wash down with water, steam and/or high pressure.



High durability
Full stainless steel frame for long durability also when used in harsh environments.

Hygienic design
The open, sturdy and sophisticated design allows easy cleaning due to good access to any part of the construction.



Hermetically sealed
The PBA428 platform features a high quality hermetically sealed stainless steel load cell (IP68/IP69k) and can therefore withstand heavy wash down.






Precise leveling – High protection
Hygienically designed feet and optimally placed overload stops grant the best possible protection against load cell damaging and allow for easy and reliable scale leveling.

Technical specifications

| | |
|---------------------------|--|
| Resolution | 3000d (6000d) |
| Ingress Protection | IP68/IP69k |
| Material | Platform frame: Stainless steel AISI304 Load plate: Stainless steel AISI304 |
| Load Cell | Hermetically sealed, stainless steel |

Construction per size

| | | |
|--|-----------|------------------------------|
|  | A | 240 x 300 mm / 9.5" x 11.8" |
|  | BB | 300 x 400 mm / 11.8" x 15.7" |
| | B | 400 x 500 mm / 15.7" x 19.7" |
|  | BC | 500 x 650 mm / 19.7" x 25.6" |
| | CC | 600 x 800 mm / 23.6" x 31.5" |

Standard configurations

| Model | Platform size | Max. weighing capacity | | | | | | | | Cable length |
|----------------------|------------------------------|--------------------------------|----------------|----------------|----------------|----------------|-----------------|-----------------|------------------|--------------|
| | | Rectangular weighing platforms | | | | | | | | |
| PBA428-A | 240 x 300 mm / 9.5" x 11.8" | 3 kg / 6 lb | 6 kg / 15 lb | 15 kg / 30 lb | | | | | | 2.5 m / 8 ft |
| PBA428-BB | 300 x 400 mm / 11.8" x 15.7" | | | | 30 kg / 60 lb | 60 kg / 150 lb | | | | 2.5 m / 8 ft |
| PBA428-B | 400 x 500 mm / 15.7" x 19.7" | | | | 30 kg / 60 lb | 60 kg / 150 lb | 150 kg / 300 lb | | | 2.5 m / 8 ft |
| PBA428-BC | 500 x 650 mm / 19.7" x 25.6" | | | | | 60 kg / 150 lb | 150 kg / 300 lb | 300 kg / 600 lb | | 2.5 m / 8 ft |
| PBA428-CC | 600 x 800 mm / 23.6" x 31.5" | | | | | 60 kg / 150 lb | 150 kg / 300 lb | 300 kg / 600 lb | 600 kg / 1500 lb | 2.5 m / 8 ft |
| Resolution 1 x 3000d | | | | | | | | | | |
| Resolution | | 1 g / 0.002 lb | 2 g / 0.005 lb | 5 g / 0.01 lb | 10 g / 0.02 lb | 20 g / 0.05 lb | 50 g / 0.1 lb | 100 g / 0.2 lb | 200 g / 0.5 lb | |
| Min. capacity | | 20 g / 0.04 lb | 40 g / 0.1 lb | 100 g / 0.2 lb | 200 g / 0.4 lb | 400 g / 1 lb | 1 kg / 2 lb | 2 kg / 4 lb | 4 kg / 10 lb | |

Model designation example:
Size 240 x 300 mm / 6 kg: PBA428-A6

Zero setting range = 2% of max. capacity
Temperature range = -10°C to +40°C / 14°F to 104°F

Preload range = 18% of max. capacity
Taring range subtractive from 0 to max. capacity